

102G OLD
WIDE BODY
GARAGE TRAVEL TRAILERS
BUNK HOUSE

WOLF PACK

WOLF PACK

GARAGE TRAVEL TRAILERS
BUNK HOUSE

102G OLD
WIDE BODY



CHEROKEE





23GOLD15

GOLD PACKAGE:

*Only Available on Gold models
100 Gallon Fresh Water Capacity
Back Up Camera Ready
Drop In Cooktop W Glass Cover and Oven
Dual Purpose Backsplash/Cutting Board
Friction Hinge Door
Internal Accent LED Strip Lighting*
Large 15,000 BTU Air Conditioner

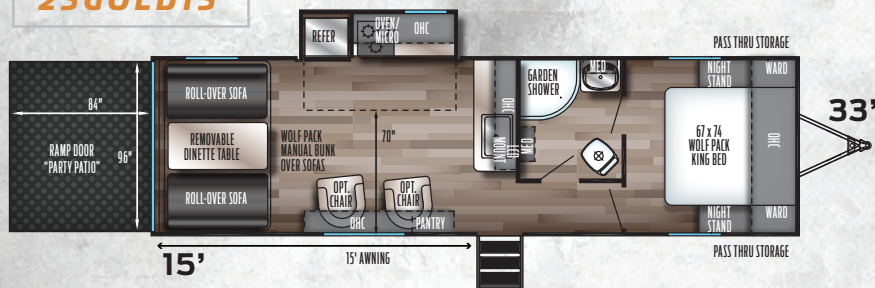
LP Quick Connect for RVQ Grill (Grill Not Included)
Outside TV Bracket and Hook Ups
Power Awning w/LED Accent Lighting
Pull Out Kitchen Faucet Sprayer
Residential Black Stainless Steel Farm Sink
Sink Cover
Solar Prep and Wiring
Spare Tire
Tire Pressure Monitors

Upgraded Hypoallergenic Evergreen Mattress
USB Charging Stations (Beds, Bunks, Living Area)
Wolf Pack King Bed (66 1/2" X 74")
Wolf Pack Manual Bunk
Wolf Pack Stable Step
Zebra Shades in Living Room

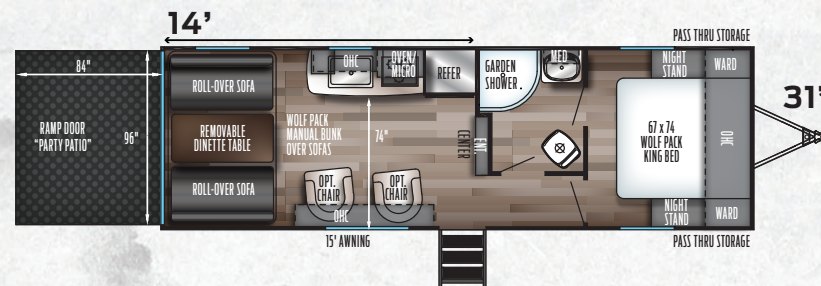
GOLD OPTIONS

8 Cu/Ft. Gas/Electric RV Refrigerator
Power Stabilizer Jacks
Industrial Rubber Garage Floor
Ramp Door Patio Deck Railing System
Collapsible Roof Ladder
Rear Canvas Screen/Tent Wall
Juice Pack

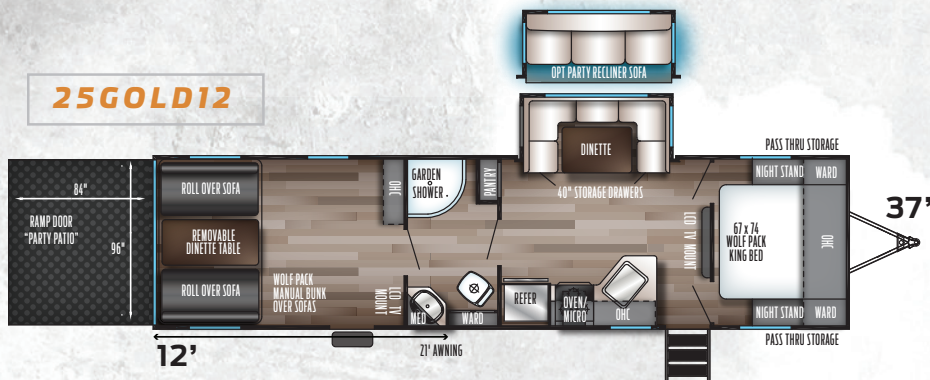
23GOLD15



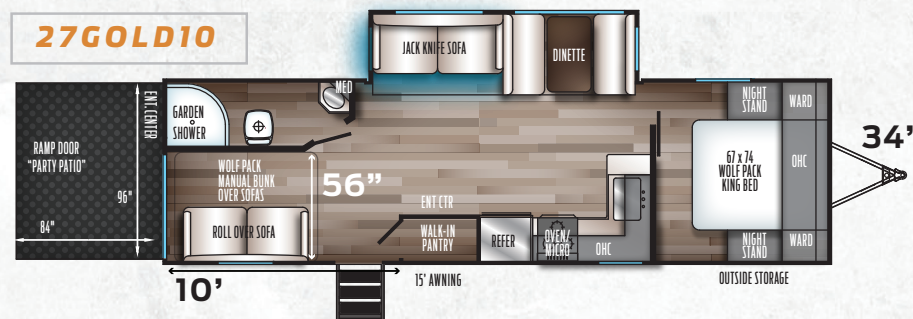
24GOLD14



25GOLD12



27GOLD10



CUSTOMER SATISFACTION



www.ForestRiverBuyLocal.com



PRE-DELIVERY INSPECTION FACILITY

20,000 square feet of quality assurance. The bare essentials for a premium product. This state-of-the-art facility gives immediate daily feedback to production for quality assurance in every unit built.



24/7 EMERGENCY ROADSIDE ASSISTANCE WITH VEHICLE PURCHASE*

TOWING
JUMP-STARTS
TIRE CHANGES
FLUID DELIVERY
LOCKOUT
SERVICE

WINCH-OUT
MOBILE MECHANIC
TECHNICAL
SUPPORT
DEALER LOCATOR
SERVICES



*VALID FOR 1 YEAR FROM DATE OF PURCHASE

WEIGHTS & MEASUREMENTS

	23GOLD15	24GOLD14	25GOLD12	27GOLD10
AXLE WEIGHT	5616	4606	6402	TBD
HITCH WEIGHT	1152	1114	1458	TBD
UVW	6768	5720	7860	TBD
CCC	4546	5556	3798	TBD
GVWR	11352	11314	11658	TBD
EXTERIOR LENGTH	33'5"	31'0"	37'7"	TBD
EXTERIOR HEIGHT	12'5"	12'5"	12'5"	12'5"
EXTERIOR WIDTH	102	102	102	102
FRESH WATER	100	100	100	100
GREY WATER	38	38	38	38
BLACK WATER	38	38	38	38
AWNING	15'	15'	21'	15'

FREE MEMBERSHIP
to Forest River Owners' Group

www.forestriverfrog.com



FIND OUT MORE AT:

[HTTP://WWW.FORESTRIVERINC.COM/FIFTH-WHEELS/WOLFPACKGOLD](http://WWW.FORESTRIVERINC.COM/FIFTH-WHEELS/WOLFPACKGOLD)

YOUR WOLF PACK GOLD DEALER



Learn More
Scan this barcode using
a QR Reader on your
smart phone to learn
more about Forest River.



A Berkshire Hathaway company.

All information contained in this brochure is believed to be accurate at the time of publication. However, during the model year, it may be necessary to make revisions and Forest River, Inc., reserves the right to make all such changes without notice, including prices, colors, materials, equipment and specifications as well as the addition of new models and the discontinuance of models shown in this brochure. Therefore, please consult with your Forest River, Inc., dealer and confirm the existence of any materials, design or specifications that are material to your purchase decision. Litho. U.S.A. FOR 1438 P/W: 2017.11.13

Specification Definitions

GVWR (Gross Vehicle Weight Rating) - is the maximum permissible weight of the unit when fully loaded. It includes all weights, inclusive of all fluids, cargo, optional equipment and accessories. For safety and product performance do NOT exceed the GVWR.

GAWR (Gross Axle Weight Rating) - is the maximum permissible weight, including cargo, fluids, optional equipment and accessories that can be safely supported by a combination of all axles.

UVW (Unloaded Vehicle Weight)* - is the typical weight of the unit as manufactured at the factory. It includes all weight at the unit's axle(s) and tongue or pin and LP Gas. The UVW does not include cargo, fresh potable water, additional optional equipment or dealer installed accessories.

*Estimated average based on standard build optional equipment.

CCC (Cargo Carrying Capacity)** - is the amount of weight available for fresh potable water, cargo, additional optional equipment and accessories. CCC is equal to GVWR minus UVW. Available CCC should accommodate fresh potable water

(8.3 lbs per gallon). Before filling the fresh water tank, empty the black and gray tanks to provide for more cargo capacity.

** Estimated average based on standard build optional equipment

Each Forest River RV is weighed at the manufacturing facility prior to shipping. A label identifying the unloaded vehicle weight of the actual unit and the cargo carrying capacity is applied to every Forest River RV prior to leaving our facilities.

The load capacity of your unit is designated by weight, not by volume, so you cannot necessarily use all available space when loading your unit.